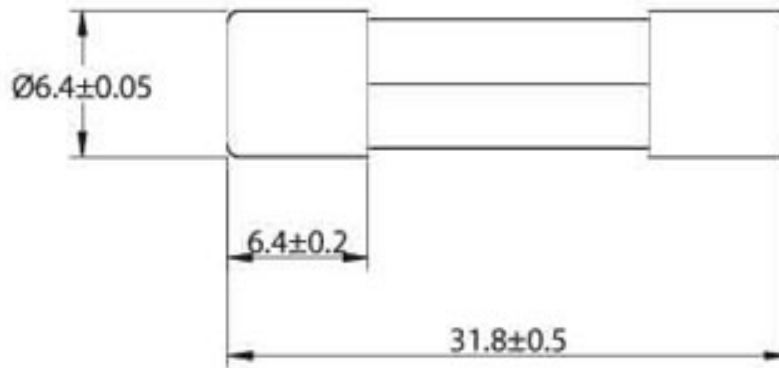
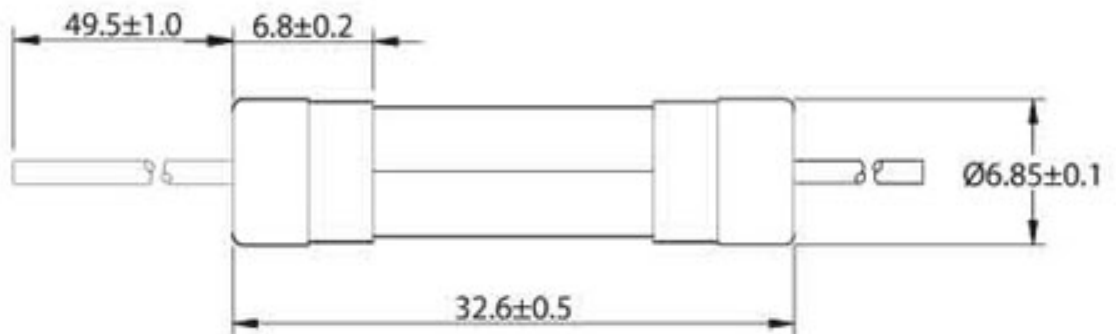




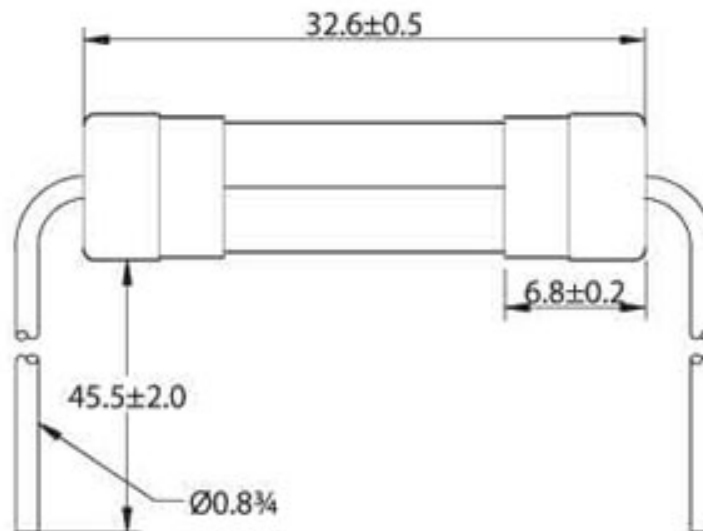
TDG635



TDG635-PA



TDG635-PR



Construction: Glass Tube
 Rated current: 0.1A-16A
 Rated Voltage: 250V

Electrical Characteristic

In	1.5 In		2.1 In		2.75 In		4 In		10 In	
	Min.	Max.	Min.	Max.	Min.	Max.	Min.	Max.	Min.	Max.
32mA-100mA	1h	2min	0.2s	10s	40ms	3s	10ms	300ms		
125mA-6.3A	1h	2min	0.6s	10s	0.15s	3s	20ms	300ms		



TDG635 Series
Time Delay, Glass Tube

Part Number	Rated Current	Breaking Capacity	Rated Voltage
TDG635-0.100-__	100mA	35A @ 250V/AC 10KA @ 250V/AC	125V/250V
TDG635-0.125-__	125mA		
TDG635-0.160-__	160mA		
TDG635-0.200-__	200mA		
TDG635-0.250-__	250mA		
TDG635-0.300-__	300mA		
TDG635-0.315-__	315mA		
TDG635-0.400-__	400mA		
TDG635-0.500-__	500mA		
TDG635-0.600-__	600mA		
TDG635-0.630-__	630mA		
TDG635-0.700-__	700mA		
TDG635-0.800-__	800mA		
TDG635-001-__	1A		
TDG635-1.25-__	1.25A		
TDG635-1.50-__	1.5A		
TDG635-1.60-__	1.6A		
TDG635-002-__	2A		
TDG635-2.50-__	2.5A		
TDG635-003-__	3A		
TDG635-3.15-__	3.15A	200A @ 250V/AC 10KA @ 125V/AC	125V/250V
TDG635-004-__	4A		
TDG635-005-__	5A		
TDG635-006-__	6A		
TDG635-6.30-__	6.3A		
TDG635-007-__	7A		
TDG635-008-__	8A		
TDG635-010-__	10A	1000A @ 32V/AC	32V
TDG635-012-__	12A		
TDG635-013-__	13A		
TDG635-015-__	15A		
TDG635-016-__	16A		

└─ Style Options: Nil = Axial w/o Leads
 PA = Axial with Leads
 PR = Radial Bent Leads
ex. TDG635-3.15-PR